

SPEKIFIKASI
SPECIFICATIONS

| DIMENSI / DIMENSIONS | | |
|---|-----------------|----------------------|
| Panjang Keseluruhan / Overall Length | mm | 3,965 |
| Lebar Keseluruhan / Overall Width | mm | 1,645 |
| Tinggi Keseluruhan / Overall Height | mm | 1,720 |
| Jarak Poros Roda / Wheelbase | mm | 2,590 |
| Jarak Pijak Depan / Front Thread | mm | 1,395 |
| Jarak Pijak Belakang / Rear Thread | mm | 1,405 |
| Jarak Terendah / Ground Clearance | mm | 210 |
| Radius Putar Minimum / Minimum Turning Radius | m | 5,7 |
| KAPASITAS / CAPACITIES | | |
| Tangki Bahan Bakar / Full tank Capacity | Litres | 40 |
| MESIN / ENGINE | | |
| Jenis / Type | | K15B |
| Silinder / Number of Cylinders | | 4 |
| Jumlah Katup / Number of Valves | | 16 |
| Isi Silinder / Piston Displacement | cm ³ | 1,462 |
| Diameter x Langkah / Bore x Stroke | mm | 74,0 x 85,0 |
| Daya Maksimum / Maximum Output | PS/rpm | 102/6.000 |
| Momen Puntir Maksimum / Maximum Torque | Nm/rpm | 130/4.000 |
| Distribusi Bahan Bakar / Fuel Distribution | | Multipoint Injection |

| TRANSMISI / TRANSMISSION | | | |
|--|---------|------------------------------------|-------|
| Perbandingan Gigi / Gear Ratio | | MT | AT |
| | 1st | 4,425 | 2,875 |
| | 2nd | 2,304 | 1,568 |
| | 3rd | 1,675 | 1,000 |
| | 4th | 1,190 | 0,697 |
| | 5th | 1,000 | - |
| | Reverse | 5,152 | 2,300 |
| Perbandingan Gigi Akhir / Final Gear Ratio | | 4,091 | 4,300 |
| RANGKA / CHASSIS | | | |
| Sistem Kemudi / Steering | | | |
| Recirculating Ball | | | |
| Suspensi / Suspension | Front | 3-Link Rigid Axle with Coil Spring | |
| | Rear | 3-Link Rigid Axle with Coil Spring | |
| Rem / Brakes | Front | Ventilated Disc | |
| | Rear | Drum, Leading and Trailing | |
| Ukuran Ban / Tyres | | 195/80R15 | |
| BERAT / WEIGHT | | | |
| Berat Kotor Kendaraan / Gross Vehicle Weight | Kg | 1,545 | |

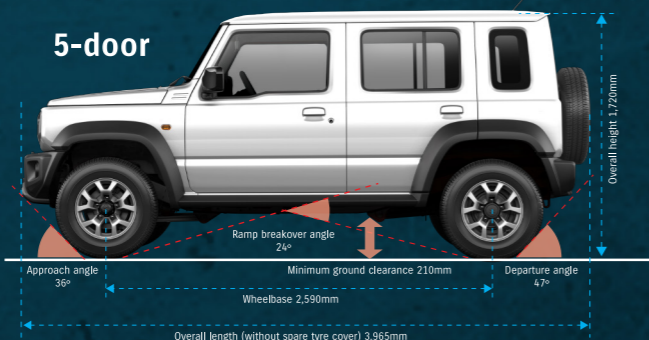
Catatan:
Untuk peningkatan dan penyesuaian dengan perkembangan teknologi, spesifikasi ini sewaktu-waktu dapat berubah tanpa pemberitahuan terlebih dahulu.



YOUR GEAR

JIMMY

GEAR TO PROCLAIM



PERLENGKAPAN
EQUIPMENTS

| CHASSIS | | |
|-------------------------------|--|---|
| Tyres and Wheels | 195/80R15 + Alloy Wheels | • |
| Spare Tyre and Wheel | 195/80R15 + Alloy Wheel | • |
| EXTERIOR | | |
| Front Grille | Black with Chrome Accent | • |
| Wheel Arch Extensions | Material Colour | • |
| Drip Rails | | • |
| Outside Door Handles | Body Coloured | • |
| Tailgate opener | Centre Door Lock | • |
| VISIBILITY | | |
| Headlamps | LED Projector | • |
| Headlamp Leveling Device | Manual | • |
| Automatic Lamps | | • |
| Lamp Washer | | • |
| Fog Lamps | Front | • |
| DRL | | • |
| Green Tinted Windows | Front Door Windows | • |
| | Quarter & Tailgate Windows | • |
| UV-Cut Glass | Windscreen | • |
| Wipers | Front: 2-Speed + Intermittent + Washer | • |
| | Tailgate: 1-Speed + Washer | • |
| Tailgate Window Demister | | • |
| Outside Door Mirrors | Black (painted) | • |
| | Electrically Adjustable | • |
| | Electrically Foldable | • |
| STEERING AND INSTRUMENT PANEL | | |
| 3-Spoke Steering Wheel | Leathered Covered | • |
| | With Audio Controls | • |
| | With Cruise Controls | • |
| | With Hands-free Phone Control | • |
| | Tilt-Adjust | • |
| Power Steering | | • |
| Tachometer | | • |
| Light-off and Key Reminder | Alarm | • |
| Driver's Seatbelt Reminder | Lamp & Alarm | • |
| Passenger's Seatbelt Reminder | Lamp & Alarm | • |
| Rear Seatbelt Reminder | Lamp & Alarm | • |
| Door Ajar Reminder | Lamp | • |
| Low Fuel Warning | Lamp | • |
| DRIVING AMENITIES | | |
| Digital Clock | | • |
| Electric Windows (Front) | Driver's Side (Up/Down Auto) | • |
| | Passenger's Side | • |
| Central Door Locking | Switch on Driver's Side | • |
| Remote-control Door Locks | With Hazard Lamp Answerback Function | • |
| Air Conditioner | Auto | • |
| Heater | | • |
| Pollen Filter | | • |
| Audio | Antenna (Mounted at Rear of Roof) | • |
| | Speaker x 2 | • |
| | 9" Display Audio + Bluetooth*** | • |
| | + Rear View Camera | • |
| Cruise Control | | • |

| INTERIOR | | |
|--|---------------------------------------|--------|
| Cabin Lights | Front Cabin Light (3-Position) | • |
| | Rear Cabin Light (3-Position) | • |
| Driver's Sun Visor | With Ticket Holder | • |
| | With Vanity Mirror | • |
| Passenger's Sun Visor | With Ticket Holder | • |
| | With Vanity Mirror | • |
| Assist Grips | Passenger's Side | • |
| | Rear x 2 | • |
| Cup Holder | Front x 2 | • |
| Shift Knob | Urethane | • |
| | With Chrome | • (MT) |
| | With Piano Black | • (AT) |
| Parking Brake Release Button | Chrome | • |
| 12V Interior Accessory | Centre Console x 1 | • |
| | Luggage Room x 1 | • |
| USB Socket | Centre Console x 1 | • |
| Remote Fuel Lid Opener | | • |
| Inside Door Handles | Chrome | • |
| SEATS | | |
| Rear Seats | 50:50-split Single-folding | • |
| | Head Restraint x 2 | • |
| Seat Upholstery Material | Fabric | • |
| SAFETY, SECURITY AND ENVIRONMENTAL COMPATIBILITY | | |
| SRS Front Dual Airbags | | • |
| SRS Side Airbags | Front | • |
| Curtain Airbags | | • |
| Seatbelts | Front: 3-point ELR Seatbelts x 2 | • |
| | with Pretensioners and Force Limiters | • |
| | Rear: 3-point ELR Seatbelts x 2 | • |
| | with Force Limiters | • |
| ISOFIX Child Seat Anchorages | Rear x 2 | • |
| Pedal Release System | Brake & Clutch | • |
| Side Impact Door Beams | | • |
| Parking Sensors | Rear | • |
| ABS | | • |
| ESP* | | • |
| Hill Hold Control | | • |
| Brake Assist Function | | • |
| Shift Lock/Key Interlock | | • (AT) |
| High-mount Stop Lamp | | • |
| Immobilizer | | • |
| Security Alarm | | • |

*ESP® adalah merek dagang yang terdaftar untuk Daimler AG, ESP® didesain untuk membantu Jimmy agar mudah dikendalikan, Tetapi, efektivitasnya tergantung oleh kondisi berkendara dan keadaan permukaan jalan, Jika ban melewati limit cengkraman dan roda mulai berputar atau tergelincir, efektivitasnya mungkin akan berkurang.

**Bluetooth® is a registered trademark of Bluetooth SIG, Inc.

Informasi lebih lanjut hubungi:

Informasi lengkap kunjungi <https://www.suzuki.co.id/automobile/jimmy>



SCAN HERE
FOR FURTHER
PRODUCT INFORMATION





Cruise uncertainty confidently with the legacy.
In every turn and every acceleration, embrace the thrill of the journey.



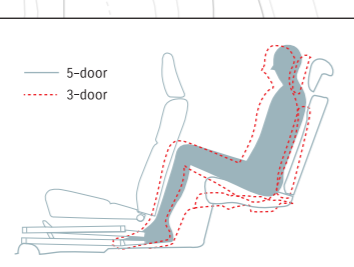

9" TOUCHSCREEN HEAD UNIT
HD Resolution with Bluetooth™, USB, Smartphone Connection, Vehicle Status Display on Jimny 5-door.



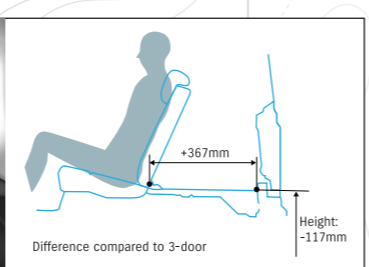
Works with **Apple CarPlay**
Connect your iPhone to the infotainment system wirelessly or via USB to enable hands-free telephone calls, listen to music, have texts read out, or dictate messages.



works with **androidauto**
Connect your device via a USB socket to access various applications from Google without losing your focus.



REAR SEAT POSITION



LUGGAGE AREA USABILITY



MANUAL LEVELING LED PROJECTOR HEADLAMP WITH WASHER



5 SLOTS CHROME GRILLE



REAR VIEW CAMERA



4 SPOTS PARKING SENSOR




JIMNY WHITE RHINO

- 1. FRONT BUMPER UNDER GARNISH
- 2. SIDE UNDER GARNISH
- 3. DOOR VISOR
- 4. DOOR HANDLE GARNISH CHROME
- 5. SPARE TIRE COVER SOFT (RHINO)



LADDER FRAME CHASSIS

Built with a robust Ladder Frame structure, the Jimny guides you through rugged topographies. Paired with full-width rigid axles at the front and rear, it conquers the most challenging paths.



ALLGRIP PRO

Whether on smooth or challenging roads, simply shift the transfer lever.
2H : For driving at normal speeds on roads (asphalt/gravel).
4H : For off-road driving.
4L : For navigating rough rocks, mud, and more challenging terrain.



3-LINK RIGID AXLE SUSPENSION WITH COIL SPRING

The Jimny, with its tough 3-link suspension and rigid axles at both the front and rear, ensures stability on any terrain. The rigid axle suspension pushes one wheel up while the axle presses the other down, especially in rough road conditions.



ENGINE PERFORMANCE

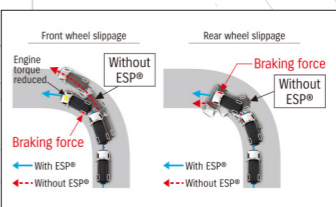
The responsive 1.5L K15B engine maintains off-road driving capability, producing strong torque throughout RPM range to provide unwavering power for conquering any terrain.



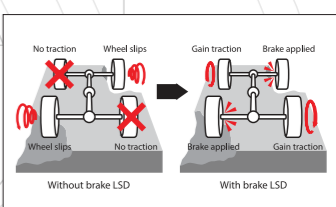
HILL DESCENT CONTROL
Control your vehicle speed gracefully while descending steep roads.



HILL HOLD ASSIST
Prevent the vehicle from rolling backward when bravely facing a new peak.



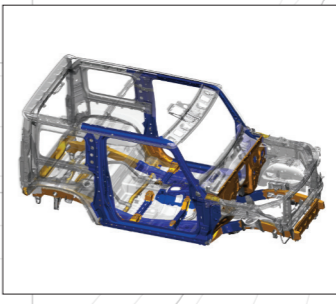
ESP™ (ELECTRONIC STABILITY PROGRAMME)
Enhances braking stability on slippery and curved roads, preventing both oversteer and understeer.



BRAKE LIMITED SLIP DIFFERENTIAL TRACTION CONTROL
Experience quicker brake response with reduced pedal pressure and improved braking performance to prevent slipping on slippery surfaces.



AIRBAGS
Be extra prepared to navigate uncertainties with the six airbags for 5-door, ensuring your safety.



TECT BODY
The frame structure effectively absorbs and distributes energy during bumps and crashes, ensuring the cabin space remains more intact.

